

BUILT TO PROTECT.

LEARN MORE ABOUT + OUR PRODUCTS



www.peli.com



AVAILABLE IN 18 LANGUAGES!

www.pelicatalogue.com



www.peli.com/webinars



EMEA

EUROPE, MIDDLE EAST & AFRICA HEADQUARTERS

PELI PRODUCTS, S.L.U.
C/ Provença, 388 Planta 7
08025 • Barcelona, Spain
Tel +34 934 674 999
Fax +34 934 877 393
www.peli.com

FRANCE

PELI PRODUCTS FRANCE
S.A.S.
20/22 Rue des Petits Hôtels
75010 Paris, France
Tel +33 (0)1 44 83 95 63
Fax +33 (0)1 44 83 95 68
www.peli.com

UK

PELI HARDIGG UK
Unit 4, Brookfield Industrial Estate
Leacon Road
Ashford Kent TN23 4TU
Tel + 44 (0) 1233 895 895
Fax +44 (0) 1233 895 899
www.peli.com

U.S.A.

U.S.A. & GLOBAL HEADQUARTERS

23215 Early Avenue
Torrance, CA 90505 USA
Tel 310.326.4700
800.473.5422 (Outside CA)
Fax 310.326.3311
www.pelican.com

GERMANY

PELI PRODUCTS GERMANY GmbH
Düsseldorf Kö-Bogen
Business Center
Königsallee 2b, 5th Floor
40212 Düsseldorf, Germany
Tel +49 (0) 211 882 42 401
Fax +49 (0) 211 882 42 200
www.peli.com

UAE

PELICAN PRODUCTS FZE
JAFZA One Building A office 1511/1512
Jebel Ali Free Zone gate 5
P.O.Box 261008
Dubai – United Arab Emirates
Tel +971 4 8876550
Fax +971 4 8876549
www.pelican.com
www.peli.com

POLSKA

VANTORO
Al. Armii Krajowej 61
50-541 Wrocław
Tel. 71 792 6015
Fax 71 792 7071
www.vantoro.pl
zamowienia@vantoro.pl

PELICAN HARDIGG

147 North Main Street
South Deerfield, MA 01373
Tel (800) 542 73 44
Fax (413) 665 8330
www.pelican.com

* We also have offices in Canada, Japan, China, Australia, South Korea and India

PELI 1 YEAR LIMITED GUARANTEE

Peli Products S.L.U. ("Peli") guarantees its rotationally moulded products will be free of defects in materials and workmanship for one year from the date of invoice. This warranty does not cover any associated hardware including closure hardware, handles, wheels, and fasteners, which Peli warrants against defects in materials and workmanship for 90 days from the invoice date. This warranty applies only to the original purchaser and is not transferable. To the extent permitted by law, Peli's liability is limited to the case and not its contents and in no event shall Peli's liability to the purchaser for damages exceed the purchase price of the case in respect of which damages are claimed. All warranty claims of any nature are barred if the container has been altered, damaged or in any way physically changed, or subjected to abuse, misuse, negligence or accident.

For complete warranty details, see www.peli.com/warranty



PELI-HARDIGG™ CASES CATALOGUE



MILITARY GRADE PROTECTION



COMPLIANT



DROP RESISTANT

SUPERIOR SHIPPING PROTECTION FOR FRAGILE INSTRUMENTS AND ELECTRONICS

Follow us on:



©2017 Peli Products, S.L.U. All trademarks are registered and/or unregistered trademarks of Pelican Products, Inc., its subsidiaries and/or affiliates. All details included in this catalogue are correct when printed but for most updated information please visit www.peli.com and www.pelicatalogue.com.
Part No. 0030-RMC-001E MAR 17



Check out our 40 Years of Protection video:



TABLE + OF CONTENTS

FEATURES	2-3
RACK CASES	
Classic Rack™	5
SuperMAC™	6
MAC Rack™	7
Min Mac Rack™	8
V-Series	9
Blackbox	10
ProRack™	11
OPTIONS	12-13
RACK CASES SPECIFICATIONS	14-19



FEATURES

+ G FRAGILITY RATING

The fragility of an item is normally expressed in “G” units. G units are a measure of the force exerted on bodies by the earth’s gravitational pull. The larger the G force needed to cause breakage, the less protection necessary from shock and vibration.

For instance, an item with 20 G fragility will suffer damage when subjected to a force 20 times that of normal earth gravity. The fragility of an instrument or piece of equipment is usually determined by laboratory testing.

+ FEATURES



- A** Durable moulded-in colour
- B** Moulded-in, tongue-in-groove gasketed parting lines seal tight and remain so after impacts
- C** Patented, moulded-in metal inserts for catch and hinge attachment points provide strength and spread loads to the container wall for maximum integrity
- D** Moulded-in male/female stacking ribs for secure stacking
- E** Patented, positive anti-shear locks prevent case lids from separating from mid-section even after impact – and minimise stress on hardware
- F** Shock mounts provide excellent shock and vibration cushion for delicate equipment
- G** Moulded-in ribs provide extra columnar strength
- H** One-piece rotomoulded body and lids
- I** Peli-Hardigg’s patented, wide-design, Comfort Grip Handles™ come standard on most cases
- J** **BLACKBOX ONLY** BLACKBOX comes standard with rugged steel frame
- K** Interference fit spiral spring pins in each corner for maximized structural integrity
- L** Designed to meet ANSI/EIA-310-C for universal rack mounting hole pattern
- M** Aircraft-quality, precision-tempered 6061-T6 aluminum provides a high strength-to-weight ratio
- N** Fully recessed hardware protected from external impact damage
- O** Exceeds Air Transport Association (ATA) Specification 300, Category I requirements
- P** Reinforced corners and edges (high-stress areas) with 15 to 20% more material
- Q** Splash and rain resistant – airtight/watertight available

Designed to meet ANSI/EIA-310-C for universal rack mounting hole pattern (10/32 for US, M6 for International)

+ CHOOSING THE PERFECT RACKMOUNT CASES

From the most delicate equipment to slightly more rugged electronics, Peli has a case with the perfect combination of shock, vibration protection and portability.

Use the following product pages to help you find the exact configuration of access and stabilizing security suited to your specific needs.

If you require a case with a capacity beyond 150 Kg., please contact us for more options or custom solutions.

	CLASSIC	SUPERMAC	MAC	MINMAC	PRORACK	CLASSIC-V	SUPER-V	BLACKBOX
	EXTREME DUTY	MEDIUM DUTY	MEDIUM DUTY	MEDIUM DUTY	LIGHT DUTY	LIGHT/MEDIUM DUTY	LIGHT/MEDIUM DUTY	LIGHT/MEDIUM DUTY
WEIGHT OF PROTECTION	<154 kg	<100 kg	<100 kg	<50 kg	<34 kg	35-75kg	35-75kg	<50 kg
STOCK AVAILABILITY	MTO	MTO	MTO	MTO	MTO	MTS	MTS	MTS
FRAGILITY	15-30 G	40-70 G	50-80 G	50-80 G	80-120 G			40-80 G
SWAY SPACE (mm)	50-75	25	25	25	N/A	25-50	25-50	50
HEIGHT OF RACK (U)	3, 4, 5, 6, 7, 8, 9, 10, 11, 12, 14, 15, 21, 22, 26, 27U	3, 4, 5, 7, 9, 11, 14U	3, 4, 5, 6, 7, 9, 11, 12, 14U	4, 6, 8, 10, 12U	4, 6, 8, 14U	3, 4, 5, 7, 9U	3, 4, 5, 7, 9, 11, 14U	3, 4, 5, 7, 9, 11, 14U
FRAME	Alu	Alu	Alu	Steel	Alu	Steel	Steel	Steel
FRAME HOLES	Round	Round	Round	Square	Round	Square	Square	Round
CATCHES	HCB/SSB	HCB/SSB	HCB/SSB	HCB/SSB	HCB/SSB	HCB	HCB	HCB
SHOCK-MOUNTS	Yes	Yes	Yes	Yes	No	Yes	Yes	Yes
COLOURS	14	14	14	13	14	Black	Black	Black
LID (FRONT/BACK) (mm)	65 / 65, 65 / 135, 135 / 135	55 / 55, 55 / 130, 130 / 130	55 / 55, 55 / 110, 110 / 110	45 / 45, 45 / 85	45 / 45	65 / 135	55 / 130	55 / 130
RACK LENGTH (mm)	432 / 457 / 508 / 584 / 635 / 711 / 838 (certain lengths only available for certain rack heights)	610	508 / 610	480 / 610	457	838	610	610
CASTERS	Optional	Optional	Optional	No	Optional	Standard	No	No
EDGE CASTERS	Optional	Standard on 130mm Back Lid	Standard on 110mm Back Lid	Standard on 85mm Back Lid	No	No	Standard	Standard
FULL SUITE OF OPTIONS	Yes	Yes	Yes	Yes	No	No	Yes	No
RAPID RACK™ - REMOVABLE RACK	Yes	Yes	No	No	No	No	No	No
STACKING COMPATABILITY	Classic Rack, Classic-V	Super Mac, Super-V, Black Box	Mac	MinMac		Classic Rack, Classic-V	Super Mac, Super-V, Black Box	Super Mac, Super-V, Black Box
PRV	Optional	Optional	Optional	Optional	Optional	Standard	Standard	No

VISIT WWW.PELI.COM FOR FURTHER INFORMATION

SUPERIOR SHIPPING PROTECTION FOR FRAGILE INSTRUMENTS AND ELECTRONICS

Peli-Hardigg™ Cases are world renowned as the toughest, smartest transport systems available for commercial, industrial and military shippers. Our innovative design process and rigorous testing methods continue to result in superior patented advancements that ensure your vital, sensitive and expensive electronics remain protected. Peli-Hardigg™ Rackmount Cases can take repeated drops, blows and soakings while protecting your gear. When it comes to electronics, nothing protects better than a Peli-Hardigg™ Case.

From the ultimate protection of a Classic Rack, to the removable rack option offered by SuperMAC, to the smaller footprint MAC Rack and ProRack, Peli-Hardigg™ has the solution to fit your exact shipping and protection requirements.

All Peli-Hardigg™ Rackmount Cases boast rugged rotomoulded exterior shells that withstand all kinds of abuse, drop after drop, in every environment – damage free.

Extensive computer aided drop tests are performed at our South Deerfield test labs.

CLASSIC RACK™

Peli-Hardigg's extra rugged, rotomoulded Classic Rack Cases have demonstrated their strength thousands of times over by saving ultra-fragile equipment from damage during transport. Our proven 19" EIA Classic Rack is the strongest, most secure rack in the industry. Our precision-tuned, elastomeric, shock mount systems provide maximum protection for ultra-fragile equipment from shock and vibration – nothing protects better than a Classic Rack from Peli-Hardigg™.

THE ULTIMATE SHOCKPROOF SOLUTION

See specifications on page 14-15



CUT AWAY, EXPOSING SHOCK MOUNT AND RACK FRAME*.



Shock mounts isolate equipment from vibration as well as impact forces. Shock mounts vary in size depending on protection requirements from delicate equipment to rugged electronics, and can control impact forces from 15 G's to 120 G's.

*Rack frame design subject to change.

CASE CONTENTS NOT INCLUDED

+ FEATURES

- Sway space: 50-75 mm.
- Ideal for delicate equipment that requires the most protection available, in the widest range of sizes.
- Individually fine-tuned shock mounts for each application provide excellent shock and vibration dampening plus cooling airflow for operating equipment.
- Security for equipment from 9-150 Kg.
- Recessed, cobalt black plated hardware is durable and fastens tight.
- Tool-free rack removal.

+ APPLICATION EXAMPLES

- Rack mountable precision test equipment.
- Electro-mechanical.
- Medical and biological diagnostic equipment, memory storage devices.
- Meteorological instruments.
- Mobile operations.
- Broadcast and video gear.
- Laboratory equipment.
- Aerospace instrumentation.
- Servers, military mission planning.
- Command and control equipment.
- Flight simulators.
- Tool-free rack removal.



SUPERMAC™

SuperMAC™ is our most compact container with a removable rack option, making field deployment and equipment integration easier than ever before. SuperMAC's innovative design makes strategic use of every interior centimetre, allowing ample space for wiring and equipment integration while providing medium duty protection. The optional removable rack system slides open as easily as a file drawer, allowing full access to equipment. Sensitive electronic equipment mounted in a SuperMAC case can survive the day-to-day falls, vibrations and other stressors that cause competitors' rack cases to fail.

SUPERIOR COMPACT MOBILITY FOR RACK-MOUNTED EQUIPMENT

See specifications on page 16



+ FEATURES

- Sway space: 25 mm.
- Textured low visibility finish for unobtrusive storage and transport.
- Patented Comfort Grip Handles™ make lifting easy.
- Recessed, cobalt black plated hardware is long-lasting and fastens securely.
- 24" (61cm) wide - two cases can fit side-by-side in most military vehicles.
- Moulded-in rib design provides secure stacking and interlock.
- Protection for equipment from 9-90Kg.
- Patent pending shock mount design.
- Removable rack features Lock 'N Load™, a quick latch system that locks racks securely into place for transit, unlike competitive models that can slide freely upon impact.
- Space-saving, light weight case with a removable rack option.
- Moulded-in lid hangers allow lid to hang easily from the side of the case.

+ APPLICATION EXAMPLES

- Field-deployed equipment.
- Sheltered applications.
- Control consoles and panels.
- Radar and Microwave antennas.
- Solid-state circuit electronics.
- Radio, TV and communications equipment.

MAC RACK™

Compact and light weight MAC Rack™ Cases boast a smaller footprint to make the most of limited space. These minimised cubes protect with the same rugged rotomoulded outer shell and 19" EIA shock mounted rack as the Classic Cases, but with a smaller sway space. Inside, delicate equipment and instruments travel and perform while protected from shock, vibration, moisture, and impact. Perfect for shipping around the world or just moving down the hall – MAC Racks give you all the needed shock and vibration protection plus a more efficient use of space. Casters even come standard on the 5-inch-size (13cm) lids for total portability.

COMPACT, LIGHT WEIGHT AND SHOCKPROOF TRANSPORTS

See specifications on page 16-17



+ FEATURES

- Sway space: 25 mm.
- Compact and light weight.
- Shock mounts designed for 9-90 Kg. provide shock and vibration dampening and cooling airflow while minimising the case size.
- Often used when space and weight are critical along with shock and vibration protection.
- Recessed, cobalt black plated hardware is durable and fastens tight.
- Patented Comfort Grip Handles™ make lifting ergonomic.
- 5" lids (13cm) include smooth rolling edge casters.

+ APPLICATION EXAMPLES

- Field deployed applications.
- Sheltered applications.
- Solid-state circuit electronics.
- Radar and microwave antennas.
- Control consoles and panels.
- Radio, TV and communications equipment.

CASE CONTENTS NOT INCLUDED

All details include in this catalogue are correct when printed, but for most updated information please visit www.peli.com and www.pelicatalogue.com.

MIN MAC RACK™

The lightweight, compact design of the Min Mac Rack™ double ended cases, offer light to medium duty protection and boast industry leading shock performance. Its angled precision-engineered elastomeric shock mounts are fine-tuned to match the weight and fragility of your equipment, ensuring maximum shock and vibration isolation.

High strength, heat treated, square holed steel frame provides a range of mounting options. If you try to make the most of limited space, but still require a rugged protection, Min Mac Rack™ is the answer.

SUPERIOR COMPACT MOBILITY

See specifications on page 19



+ FEATURES

- Square holed steel frame.
- Lightweight, compact, and inter-stackable.
- Shock mounts protect equipment from shock and vibration.
- High-strength steel rack frame supports equipment from 10-50 kg.
- Patented, wide-design, Comfort Grip Handles™ come as a standard option.
- 10 different models, frame heights 4-12U in two depths, 480 and 610mm.
- Variety of accessories and options.
- Manufactured in Europe.
- Edge casters standard in deep lids.

+ APPLICATION EXAMPLES

- Rack mountable precision test equipment.
- Electro-mechanical.
- Medical and biological diagnostic equipment, memory storage devices.
- Meteorological instruments.
- Mobile operations.
- Broadcast and video gear.
- Laboratory equipment.
- Aerospace instrumentation.
- Servers, military mission planning.
- Flight simulators.

V-SERIES CLASSIC-V SUPER-V

V-Series Cases are built with an industry-standard square hole pattern and include clip nuts - just attach the clip nut onto a square hole and you've got a secure, threaded mount. We even ship the case with your choice of 10-32 Imperial or M6 Metric clip-nuts.

OFF-THE-SHELF WITH PRO-GRADE FEATURES

See specifications on page 19

24" SUPER-V



33" CLASSIC-V

CLASSIC-V

RACK DEPTH 33" (83.8 cm)

HEAVY DUTY CASTERS

4 removable heavy duty bottom casters

STAINLESS STEEL HANDLES

Heavy-duty spring loaded handles lay flat, and snap back in place after use

LOCKING CABLE CATCHES

Allow for padlock attachment to keep case locked and secure

SUPER-V

RACK DEPTH 24" (61 cm)

MOULDED-IN EDGE CASTERS

Edge casters and handles on rear lid for ease of movement

COMFORT GRIP PLASTIC HANDLES

Heavy-duty spring loaded handles lay flat



+ FEATURES

- Fixed square hole 19" frame for universal equipment fit.
- Shock mounts provide excellent shock and vibration cushion for delicate equipment.
- Patented metal inserts. Closure attachment points distribute load to case walls.
- Automated Purge Valve allows air pressure to be equalised to the atmosphere.
- Protection for equipment from 36 - 77 kg.

+ APPLICATION EXAMPLES

- Broadcast and video gear.
- Drones equipment.
- C4ISR market.

BLACKBOX

These light weight, compact, and double ended cases offer light to medium duty protection and boast significantly better light duty shock performance than the competition. The use of recycled materials in the shell and a sturdy steel frame offer great value while upholding Peli-Hardigg's industry-leading standards. When you need to be cost-conscious but can't sacrifice performance, BlackBox is the answer.

LIGHT WEIGHT AND COMPACT

See specifications on page 18



+ FEATURES

- Sway space: 50 mm.
- Compact and light weight.
- Shock mounts provide 2" (5cm) of sway space to isolate equipment.
- Moulded-in rib design provides secure stacking and interlock.
- Black hardware is long-lasting and fastens securely.
- Protection for equipment up to 45 Kg.
- Patented Comfort Grip Handles™ make lifting ergonomic.
- Two edge casters.

+ APPLICATION EXAMPLES

- Audio/Video recording and processing systems.
- Satellite communication systems.
- Radio communication systems.
- Seismic data recording instrumentation.
- Climate data collection.

PRORACK™

ProRack Cases are the ideal option when you need a light weight, space-efficient, front and rear opening container, but not a shock mounted system. Add accessories such as coupling catches for locking stability, removable casters or extra threaded rack clips to suit your exact needs. This is the toughest small case available for security, rain, immersion, dust and impact.

EQUIPMENT PROTECTION WITH MINIMAL FORM FACTOR

See specifications on page 18



The water in the jar demonstrate to engineers the intense vibration a case withstands, while the jar attached to the equipment is calm, indicating a safe shock level (Shock mount technology does not apply to ProRack Cases).

+ FEATURES































- Rugged 18" (46cm) deep cases, with aircraft aluminum frames mounted directly to the case shell protects your gear from direct impact transmission.
- Compact size and light weight cases.
- Designed for equipment up to 34 Kg.
- Black hardware is long-lasting and fastens securely.

+ APPLICATION EXAMPLES

- Field-deployed amplifiers and electronic, medical or testing equipment components.

OPTIONS

+ CLASSIC RACK™ / SUPERMAC™ / MAC RACK™ OPTIONS

 Casters Also available for: ■ ProRack	 Caster Storage in Lid	 Edge Casters Also available for: ■ Min Mac Rack	 Metal or Comfort Grip Handles	 Extra Handles
 Card Holder Also available for: ■ ProRack / ■ Min Mac Rack	 ID Plate Also available for: ■ ProRack / ■ Min Mac Rack	 Front Labels Also available for: ■ ProRack	 Standard Labels	 Custom Stenciling Also available for: ■ ProRack / ■ Min Mac Rack
 Airtight/Watertight Capability Also available for: ■ ProRack / ■ Min Mac Rack	 Coupling Catches	 Humidity Indicator Also available for: ■ Min Mac Rack	 Lid Hangers	 Lid Storage Pouch Also available for: ■ Min Mac Rack
 Lift Rings/ Tie Down Rings	 Leg Kit Chair or Table	 Lockable Cable Catch (1 set of 4 ea) Also available for: ■ Min Mac Rack	 Removable Rack System	 Stainless Steel Hardware (clear or black passivated finish)
 1/8" (2,5/20cm) Wider Frame Typically used with slides mounted on inside of uprights	 Fixed Bottom Support Rails (bottom view)	 Adjustable Vertical Supports	 Adjustable Horizontal Supports	 Bezel Plate Also available for: ■ ProRack
 Drawers Also available for: ■ ProRack / ■ Min Mac Rack	 Keyboard Tray	 Rack Slides (#85 Capacity)	 Shelves, Fixed and Sliding Also available for: ■ Min Mac Rack	 Panel Screws with Washers (50 ea) Also available for: ■ ProRack






+ MIN MAC RACK™ OPTIONS

■ Additional Min Mac Rack™ Options also available from chart on previous page.

 Interlocking Catches	 Cage Nuts with Screws	 Comfort Grip Plastic Handles	 Stainless Steel Black Catch and Strike
--	---	--	--

+ PRORACK OPTIONS

■ Additional ProRack Options also available from chart on previous page.

 Shelf	 Stainless Steel Hardware (instead of standard zinc, yellow chromate finish)	 Extra Threaded Rack Clips	 Coupling Catches	 Rear Rack Frame (rear view)
--	---	--	---	---

OPTIONAL COLOURS FOR ALL RACK CASES*

Gray - 133 Fed Std# 26270	Tan - 250 Fed Std# 20372	Blue - 135(lt) Pantone# 292U	White - 132 Fed Std# 27925	Yellow - 136 Pantone# 012U	Green - 138 (forest) Fed Std# 24052	Orange - 134 Fed Std# 1 2197
Yellow - 131 Fed Std# 23538	Maroon - 197 Pantone# 202U	Blue - 101(dk) Fed Std# 25052	Black - 032 Fed Std# 27040	Red - 130 Fed Std# 21105	Olive Drab - 137 Fed Std# 34096	Purple - 129 Pantone# 245U

Some options are not available on all case sizes and availability is subject to change at manufacturer's discretion. Case colours/options may differ slightly from printed versions. * BlackBoxes and V-Series Rack Cases are only available in black

STANDARD AND CUSTOM SOLUTION EXPERTS


We understand that a case has to do more than look good. It has to take whatever the world dishes out without putting your gear at risk. After all, your equipment is more than a set of tools – it's a fundamental part of the way you do business. Since 1954, Peli-Hardigg™ Cases have been designed to survive the harshest environments on earth, from the Sahara to the Antarctic. Our cases can take repeated drops, blows and soakings while our patented shell design and solid aircraft-quality rackmounts cushion your gear from interference. No other protective cases in the industry look or perform as well when it comes to safeguarding your vital or expensive equipment.

While Peli-Hardigg™ Cases offers the widest range of standard sizes and configurations in the container industry, many scientific, industrial, military, and commercial equipment systems require a customised solution.

If our selection of cases does not match your needs exactly, we will custom design a case that does.



CLASSIC RACK, SUPERMAC, AND MAC RACK DETAIL



DE2410-02/24/02

(inches)

PELL-HARDIGG SPECIFICATIONS CLASSIC RACK™

PELL-HARDIGG SPECIFICATIONS CLASSIC RACK™

CLASSIC RACK™	RACK HEIGHT U SIZE			RACK LENGTH		RACK WIDTH		LID I.D. FRONT/BACK ¹	LENGTH O.D. ²		WIDTH O.D.		HEIGHT O.D. ³		WEIGHT		SHIPPING CUBE	
	U	in	mm	in	mm	in	mm		in	mm	in	mm	in	mm	lbs	kg	ft3	m3
DE2410-02/24/02	3U	5.25	133	20	508	19	483	2.5 / 2.5	32.0	813	27.0	686	12.3	311	43	19.5	6.1	0.17
DE2410-02/24/05								2.5 / 5.25	34.8	883					44	20.0	6.7	0.19
DE2410-05/24/05								5.25 / 5.25	37.5	953					45	20.4	7.2	0.20
DE2410-02/35/02	3U	5.25	133	33	838	19	483	2.5 / 2.5	43.0	1092	27.0	686	12.3	311	50.0	22.7	8.3	0.24
DE2410-02/35/05								2.5 / 5.25	45.8	1163					51.0	23.1	8.8	0.25
DE2410-05/35/05								5.25 / 5.25	48.5	1232					52.0	23.6	9.3	0.26
DE2412-02/24/02	4U	7.00	178	20	508	19	483	2.5 / 2.5	32.0	813	27.0	686	14.6	371	50	22.7	7.3	0.21
DE2412-02/24/05								2.5 / 5.25	34.8	883					51	23.1	7.9	0.22
DE2412-05/24/05								5.25 / 5.25	37.5	953					52	23.6	8.6	0.24
DE2412-02/35/02	4U	7.00	178	33	838	19	483	2.5 / 2.5	43.0	1092	27.0	686	14.6	371	53.0	24.0	9.8	0.28
DE2412-02/35/05								2.5 / 5.25	45.8	1163					54.0	24.5	10.5	0.30
DE2412-05/35/05								5.25 / 5.25	48.5	1232					55.0	25.0	11.1	0.31
DE2414-02/24/02	5U	8.75	222	20	508	19	483	2.5 / 2.5	32.0	813	27.0	686	16.6	422	52	23.6	8.3	0.24
DE2414-02/24/05								2.5 / 5.25	34.8	883					54	24.5	9.0	0.26
DE2414-05/24/05								5.25 / 5.25	37.5	953					56	25.4	9.7	0.28
DE2414-02/27/02	5U	8.75	222	25	635	19	483	2.5 / 2.5	34.9	886	27.0	686	16.6	422	53	24.0	9.1	0.26
DE2414-02/27/05								2.5 / 5.25	37.6	956					55	24.9	9.8	0.28
DE2414-05/27/05								5.25 / 5.25	40.4	1026					57	25.9	10.5	0.30

CLASSIC RACK™	RACK HEIGHT U SIZE			RACK LENGTH		RACK WIDTH		LID I.D. FRONT/BACK ¹	LENGTH O.D. ²		WIDTH O.D.		HEIGHT O.D. ³		WEIGHT		SHIPPING CUBE	
	U	in	mm	in	mm	in	mm		in	mm	in	mm	in	mm	lbs	kg	ft3	m3
DE2414-02/35/02	5U	8.75	222	20	508	19	483	2.5 / 2.5	43.0	1092	27.0	686	16.6	422	54.0	24.5	11.2	0.32
DE2414-02/35/05								2.5 / 5.25	45.8	1163					56.0	25.4	11.9	0.37
DE2414-05/35/05								5.25 / 5.25	48.5	1232					58.0	26.3	12.6	0.36
DE2416-02/24/02	6U	10.50	267	20	508	19	483	2.5 / 2.5	32.0	813	27.0	686	18.6	473	56	25.4	9.3	0.26
DE2416-02/24/05								2.5 / 5.25	34.8	883					57	25.9	10.1	0.29
DE2416-05/24/05								5.25 / 5.25	37.5	953					59	26.8	10.9	0.31
DE2416-02/27/02	6U	10.50	267	25	635	19	483	2.5 / 2.5	34.9	886	27.0	686	18.6	473	57	25.9	10.1	0.29
DE2416-02/27/05								2.5 / 5.25	37.6	956					59	26.8	10.9	0.31
DE2416-05/27/05								5.25 / 5.25	40.4	1026					60	27.2	11.7	0.33
DE2418-02/20/02	7U	12.25	311	18	457	19	483	2.5 / 2.5	27.5	699	27.0	686	20.6	524	59	26.8	8.9	0.25
DE2418-02/20/05								2.5 / 5.25	30.3	768					61	27.7	9.7	0.28
DE2418-05/20/05								5.25 / 5.25	33.0	838					63	28.6	10.6	0.30
DE2418-02/35/02	7U	12.25	311	33	838	19	483	2.5 / 2.5	43.0	1092	27.0	686	20.6	524	63.0	28.6	13.8	0.39
DE2418-02/35/05								2.5 / 5.25	45.8	1163					65.0	29.5	14.7	0.42
DE2418-05/35/05								5.25 / 5.25	48.5	1232					67.0	30.4	15.6	0.44
DE2418-02/27/02	7U	12.25	311	25	635	19	483	2.5 / 2.5	34.9	886	27.0	686	20.6	524	60	27.2	11.2	0.32
DE2418-02/27/05								2.5 / 5.25	37.6	956					62	28.1	12.1	0.34
DE2418-05/27/05								5.25 / 5.25	40.4	1026					64	29.0	13.0	0.37
DE2421-02/27/02	9U	15.75	400	25	635	19	483	2.5 / 2.5	34.9	886	27.0	686	24.3	616	70	31.8	13.2	0.37
DE2421-02/27/05								2.5 / 5.25	37.6	956					71	32.2	14.3	0.40
DE2421-05/27/05								5.25 / 5.25	40.4	1026					73	33.1	15.3	0.43
DE2421-02/35/02	9U	15.75	400	33	838	19	483	2.5 / 2.5	43.0	1092	27.0	686	24.3	616	71.0	32.2	16.3	0.46
DE2421-02/35/05								2.5 / 5.25	45.8	1163					72.0	32.7	17.4	0.49
DE2421-05/35/05								5.25 / 5.25	48.5	1232					74.0	33.6	18.4	0.52
* DE2121-02/18/02	10U	17.50	445	17	432	19	483	2.5 / 2.5	25.5	648	24.0	610	24.3	616	47	21.3	8.6	0.24
* DE2121-02/18/05								2.5 / 5.25	28.3	718					49	22.2	9.5	0.27
* DE2121-05/18/05								5.25 / 5.25	31.0	787					51	23.1	10.4	0.30
* DE2121-02/30/02	10U	17.50	445	28	711	19	483	2.5 / 2.5	37.5	953	24.0	610	24.3	616	76	34.5	12.6	0.36
* DE2121-02/30/05								2.5 / 5.25	40.3	1022					78	35.4	13.6	0.38
* DE2121-05/30/05								5.25 / 5.25	43.0	1092					80	36.3	14.5	0.41
DE2425-02/27/02	11U	19.25	489	25	635	19	483	2.5 / 2.5	34.9	886	27.0	686	27.9	709	75	34.0	15.2	0.43
DE2425-02/27/05								2.5 / 5.25	37.6	956					78	35.4	16.4	0.46
DE2425-05/27/05								5.25 / 5.25	40.4	1026					81	36.7	17.6	0.50
DE2430-02/27/02	14U	24.50	622	25	635	19	483	2.5 / 2.5	34.9	886	27.0	686	33.0	838	79	35.8	18.0	0.51
DE2430-02/27/05								2.5 / 5.25	37.6	956					81	36.7	19.4	0.55
DE2430-05/27/05								5.25 / 5.25	40.4	1026					83	37.6	20.8	0.59
DE2442-02/27/02	21U	36.75	933	25	635	19	483	2.5 / 2.5	34.9	886	27.0	686	44.6	1133	103	46.7	24.3	0.69
DE2442-02/27/05								2.5 / 5.25	37.6	956					105	47.6	26.2	0.74
DE2442-05/27/05								5.25 / 5.25	40.4	1026					107	48.5	28.2	0.80
DE2652-02/25/02	26U	45.50	1156	23	584	19	483	2.5 / 2.5	32.5	826	29.0	737	54.6	1387	119	54.0	29.8	0.84
DE2652-02/25/05								2.5 / 5.25	35.3	895					121	54.9	32.3	0.91
DE2652-05/25/05								5.25 / 5.25	38.0	965					123	55.8	34.8	0.99

* Reduced Sway Space - Special shock mounts required
 1 - Lid Outside Dimension (O.D.) = Lid I.D. plus 1.25" (3,2cm) per lid
 2 - Length includes stacking ribs
 3 - Height excludes 1.0" (2,5cm) stacking ribs

SUPER MAC™	RACK HEIGHT U SIZE			RACK LENGTH		RACK WIDTH		LID I.D. FRONT/BACK 1	LENGTH O.D. 2		WIDTH O.D. 3		HEIGHT O.D. 4		WEIGHT		SHIPPING CUBE	
	U	in	mm	in	mm	in	mm	in	in	mm	in	mm	in	mm	lbs	kg	ft3	m3
	SMAC 2109-02/29/02								2.2 / 2.2	35.5	902					48	21.8	5.5
SMAC 2109-02/29/05W	3U	5.25	133	24	610	19	483	2.2 / 5.2	38.5	978	23.8	603	11.4	289	50	22.7	6.0	0.17
SMAC 2109-05/29/05W								5.2 / 5.2	41.5	1054					52	23.6	6.5	0.18
SMAC 2111-02/29/02								2.2 / 2.2	35.5	902					51	23.1	6.4	0.18
SMAC 2111-02/29/05W	4U	7.00	178	24	610	19	483	2.2 / 5.2	38.5	978	23.8	603	13.1	333	53	24.0	6.9	0.20
SMAC 2111-05/29/05W								5.2 / 5.2	41.5	1054					55	24.9	7.5	0.21
SMAC 2112-02/29/02								2.2 / 2.2	35.5	902					53	24.0	7.3	0.21
SMAC 2112-02/29/05W	5U	8.75	222	24	610	19	483	2.2 / 5.2	38.5	978	23.8	603	14.9	378	55	24.9	7.9	0.22
SMAC 2112-05/29/05W								5.2 / 5.2	41.5	1054					57	25.9	8.5	0.24
SMAC 2116-02/29/02								2.2 / 2.2	35.5	902					57	25.9	9.0	0.25
SMAC 2116-02/29/05W	7U	12.25	311	24	610	19	483	2.2 / 5.2	38.5	978	23.8	603	18.4	467	60	27.2	9.7	0.28
SMAC 2116-05/29/05W								5.2 / 5.2	41.5	1054					62	28.1	10.5	0.30
SMAC 2119-02/29/02								2.2 / 2.2	35.5	902					61	27.7	10.7	0.30
SMAC 2119-02/29/05W	9U	15.75	400	24	610	19	483	2.2 / 5.2	38.5	978	23.8	603	21.9	556	64	29.0	11.6	0.33
SMAC 2119-05/29/05W								5.2 / 5.2	41.5	1054					66	29.9	12.5	0.35
SMAC 2122-02/29/02								2.2 / 2.2	35.5	902					66	29.9	12.4	0.35
SMAC 2122-02/29/05W	11U	19.25	489	24	610	19	483	2.2 / 5.2	38.5	978	23.8	603	25.4	644	69	31.3	13.4	0.38
SMAC 2122-05/29/05W								5.2 / 5.2	41.5	1054					71	32.2	14.5	0.41
SMAC 2128-02/29/02								2.2 / 2.2	35.5	902					71	32.2	14.9	0.42
SMAC 2128-02/29/05W	14U	24.50	622	24	610	19	483	2.2 / 5.2	38.5	978	23.8	603	30.6	778	74	33.6	16.2	0.46
SMAC 2128-05/29/05W								5.2 / 5.2	41.5	1054					77	34.9	17.5	0.49

1 - Lid Outside Dimension (O.D.) = Lid I.D. plus 1.3" (3,3cm) on 5.2" (13,2cm) lids and plus 1.1" (2,8cm) on 2.2" (5,6cm) lids
 2 - Length includes stiffening ribs, with metal handles installed
 3 - Width listed is calculated with metal handles installed on sides
 4 - Height excludes .44" (1,1cm) stacking ribs

MAC RACK™	RACK HEIGHT U SIZE			RACK LENGTH		RACK WIDTH		LID I.D. FRONT/BACK 1	LENGTH O.D. 2		WIDTH O.D. 3		HEIGHT O.D. 4		WEIGHT		SHIPPING CUBE	
	U	in	mm	in	mm	in	mm	in	in	mm	in	mm	in	mm	lbs	kg	ft3	m3
	MR1907-02/25/02								2.2 / 2.2	31.1	789					31	13.9	3.8
MR1907-02/25/05	3U	5.25	133	20	508	19	483	2.2 / 4.4	33.6	853	22.0	559	9.6	244	32	14.5	4.1	0.12
MR1907-05/25/05								4.4 / 4.4	36.1	917					33	15.1	4.4	0.13
MR1907-02/29/02								2.2 / 2.2	35.1	891					32	14.5	4.3	0.12
MR1907-02/29/05	3U	5.25	133	24	610	19	483	2.2 / 4.4	37.6	955	22.0	559	9.6	244	33	15.0	4.6	0.13
MR1907-05/29/05								4.4 / 4.4	40.1	1019					34	15.4	4.9	0.14
MR1909-02/25/02								2.2 / 2.2	31.1	789					33	15.2	4.5	0.13
MR1909-02/25/05	4U	7.00	178	20	508	19	483	2.2 / 4.4	33.6	853	22.0	559	11.4	289	35	15.8	4.9	0.14
MR1909-05/25/05								4.4 / 4.4	36.1	917					36	16.3	5.2	0.15
MR1909-02/29/02								2.2 / 2.2	35.1	891					35	15.6	5.1	0.14
MR1909-02/29/05	4U	7.00	178	24	610	19	483	2.2 / 4.4	37.6	955	22.0	559	11.4	289	36	16.2	5.4	0.15
MR1909-05/29/05								4.4 / 4.4	40.1	1019					37	16.9	5.8	0.16
MR1910-02/25/02								2.2 / 2.2	31.1	789					36	16.5	5.3	0.15
MR1910-02/25/05	5U	8.75	222	20	508	19	483	2.2 / 4.4	33.6	853	22.6	575	13.1	333	38	17.1	5.8	0.16
MR1910-05/25/05								4.4 / 4.4	36.1	917					39	17.6	6.2	0.18

1 - Lid Outside Dimension (O.D.) = Lid I.D. plus 1.3" (3,3cm) on 4.4" (11,2cm) lids and plus 1" (2,54cm) on 2.2" (5,6cm) lids
 2 - Length includes stacking ribs
 3 - Width listed is calculated with plastic handles installed on sides which is standard. 3U, 4U and 5U cases come standard with stainless steel handles all around.
 4 - Height excludes .44" (1,1cm) stacking ribs

MAC RACK™	RACK HEIGHT U SIZE			RACK LENGTH		RACK WIDTH		LID I.D. FRONT/BACK 1	LENGTH O.D. 2		WIDTH O.D. 3		HEIGHT O.D. 4		WEIGHT		SHIPPING CUBE	
	U	in	mm	in	mm	in	mm	in	in	mm	in	mm	in	mm	lbs	kg	ft3	m3
	MR1910-02/29/02								2.2 / 2.2	35.1	891					37	17.0	6.0
MR1910-02/29/05	5U	8.75	222	24	610	19	483	2.2 / 4.4	37.6	955	22.6	575	13.1	333	39	17.6	6.5	0.18
MR1910-05/29/05								4.4 / 4.4	40.1	1019					40	18.1	6.9	0.20
MR1913-02/25/02								2.2 / 2.2	31.1	789					39	17.8	6.1	0.17
MR1913-02/25/05	6U	10.50	267	20	508	19	483	2.2 / 4.4	33.6	853	22.6	575	14.9	378	41	18.4	6.5	0.19
MR1913-05/25/05								4.4 / 4.4	36.1	917					42	19.0	7.0	0.20
MR1913-02/29/02								2.2 / 2.2	35.1	891					40	18.3	6.8	0.19
MR1913-02/29/05	6U	10.50	267	24	610	19	483	2.2 / 4.4	37.6	955	22.6	575	14.9	378	42	18.9	7.3	0.21
MR1913-05/29/05								4.4 / 4.4	40.1	1019					43	19.5	7.8	0.22
MR1914-02/25/02								2.2 / 2.2	31.1	789					42	19.1	6.8	0.19
MR1914-02/25/05	7U	12.25	311	20	508	19	483	2.2 / 4.4	33.6	853	22.6	575	16.6	422	43	19.5	7.3	0.21
MR1914-05/25/05								4.4 / 4.4	36.1	917					44	20.0	7.9	0.22
MR1914-02/29/02								2.2 / 2.2	35.1	891					42	18.8	7.6	0.22
MR1914-02/29/05	7U	12.25	311	24	610	19	483	2.2 / 4.4	37.6	955	22.6	575	16.6	422	44	20.1	8.2	0.23
MR1914-05/29/05								4.4 / 4.4	40.1	1019					47	21.3	8.7	0.25
MR1917-02/25/02								2.2 / 2.2	31.1	789					46	20.9	8.2	0.23
MR1917-02/25/05	9U	15.75	400	20	508	19	483	2.2 / 4.4	33.6	853	22.6	575	20.2	512	47	21.3	8.9	0.25
MR1917-05/25/05								4.4 / 4.4	36.1	917					48	21.9	9.5	0.27
MR1917-02/29/02								2.2 / 2.2	35.1	891					47	21.3	9.3	0.26
MR1917-02/29/05	9U	15.75	400	24	610	19	483	2.2 / 4.4	37.6	955	22.6	575	20.2	512	48	21.9	9.9	0.28
MR1917-05/29/05								4.4 / 4.4	40.1	1019					49	22.4	10.6	0.30
MR1921-02/25/02								2.2 / 2.2	31.1	789					50	22.6	9.6	0.27
MR1921-02/25/05	11U	19.25	489	20	508	19	483	2.2 / 4.4	33.6	853	22.6	575	23.6	600	51	23.1	10.4	0.29
MR1921-05/25/05								4.4 / 4.4	36.1	917					52	23.6	11.2	0.32
MR1921-02/29/02								2.2 / 2.2	35.1	891					51	23.1	10.8	0.31
MR1921-02/29/05	11U	19.25	489	24	610	19	483	2.2 / 4.4	37.6	955	22.6	575	23.6	600	52	23.6	11.6	0.33
MR1921-05/29/05								4.4 / 4.4	40.1	1019					53	24.1	12.4	0.35
MR1923-02/25/02								2.2 / 2.2	31.1	789					52	23.5	10.3	0.29
MR1923-02/25/05	12U	21.00	533	20	508	19	483	2.2 / 4.4	33.6	853	22.6	575	25.4	644	53	24.0	11.2	0.32
MR1923-05/25/05																		

BLACKBOX	RACK HEIGHT U SIZE			RACK LENGTH		RACK WIDTH		LID I.D. FRONT/BACK ¹		LENGTH O.D. ²		WIDTH O.D. ⁴		HEIGHT O.D. ³		WEIGHT		SHIPPING CUBE		
	U	in	mm	in	mm	in	mm	in	mm	in	mm	in	mm	in	mm	lbs	kg	ft3	m3	
BlackBox 3U	3U	5.25	133	24	610	19	483	2.2 / 5.2 560 / 1320	38.5	978	24.6	625	11.4	289	42	19.1	6.2	0.18		
BlackBox 4U	4U	7.00	178	24	610	19	483	2.2 / 5.2 560 / 1320	38.5	978	24.6	625	13.1	333	47	21.3	7.2	0.20		
BlackBox 5U	5U	8.75	222	24	610	19	483	2.2 / 5.2 560 / 1320	38.5	978	24.6	625	14.9	378	48	21.8	8.2	0.23		
BlackBox 7U	7U	12.25	311	24	610	19	483	2.2 / 5.2 560 / 1320	38.5	978	24.6	625	18.4	467	51	23.1	10.1	0.29		
BlackBox 9U	9U	15.75	400	24	610	19	483	2.2 / 5.2 560 / 1320	38.5	978	24.6	625	21.9	556	56	25.4	12.0	0.34		
BlackBox 11U	11U	19.25	489	24	610	19	483	2.2 / 5.2 560 / 1320	38.5	978	24.6	625	25.4	644	60	27.2	13.9	0.39		
BlackBox 14U	14U	24.50	622	24	610	19	483	2.2 / 5.2 560 / 1320	38.5	978	24.6	625	30.6	778	66	29.9	16.8	0.48		

1 - Lid Outside Dimension (O.D.) = Lid I.D. plus 1.3" (3,3cm) on 5.2" (13,2cm) lids and plus 1.1" (2,8cm) on 2.2" (5,6cm) lids
 2 - Length includes stiffening ribs
 3 - Height excludes .44" (1,1cm) stacking ribs
 4 - Width is based on measurements with installed comfort grip handles

MIN MAC RACK™	RACK HEIGHT U-SIZE		RACK LENGTH		RACK WIDTH		LID I.D. FRONT/BACK		LID O.D. FRONT/BACK		CASE LENGTH O.D. ³		CASE WIDTH O.D.		CASE HEIGHT O.D.		WEIGHT	
	U	mm	mm	inches	mm	inches	mm	mm	mm	mm	mm	mm	mm	mm	mm	mm	kg	
MR4U 40/480/40	4U	178	480	19	483	19	483	45/45	80/80	740	555	285	17,2					
MR4U 40/480/100								45/85	80/125	785				17,6				
MR4U 40/610/40	4U	178	610	19	483	19	483	45/45	80/80	870	555	285	19,0					
MR4U 40/610/100								45/85	80/125	915				19,4				
MR6U 40/480/40	6U	267	480	19	483	19	483	45/45	80/80	740	555	375	19,3					
MR6U 40/480/100								45/85	80/125	785				19,8				
MR6U 40/610/40	6U	267	610	19	483	19	483	45/45	80/80	870	555	375	20,9					
MR6U 40/610/100								45/85	80/125	915				21,4				
MR8U 40/480/40	8U	355	480	19	483	19	483	45/45	80/80	740	555	460	22,8					
MR8U 40/480/100								45/85	80/125	785				23,5				
MR8U 40/610/40	8U	355	610	19	483	19	483	45/45	80/80	870	555	460	24,8					
MR8U 40/610/100								45/85	80/125	915				25,5				
MR10U 40/480/40	10U	443	480	19	483	19	483	45/45	80/80	740	555	550	26,1					
MR10U 40/480/100								45/85	80/125	785				26,8				
MR10U 40/610/40	10U	443	610	19	483	19	483	45/45	80/80	870	555	550	28,2					
MR10U 40/610/100								45/85	80/125	915				29,0				
MR12U 40/480/40	12U	533	480	19	483	19	483	45/45	80/80	740	555	640	29,2					
MR12U 40/480/100								45/85	80/125	785				30,0				
MR12U 40/610/40	12U	533	610	19	483	19	483	45/45	80/80	870	555	640	31,7					
MR12U 40/610/100								45/85	80/125	915				32,5				

* Length Outside Dimension includes both Lids.
 Please note all weights are approximate, and may vary. These weights have been calculated.

PELLI-HARDIGG SPECIFICATIONS BLACKBOX | PRORACK



PRORACK™	RACK HEIGHT U SIZE			RACK LENGTH		RACK WIDTH		LID I.D. FRONT/BACK ¹		LENGTH O.D. ²		WIDTH O.D.		HEIGHT O.D. ³		WEIGHT		SHIPPING CUBE	
	U	in	mm	in	mm	in	mm	in	mm	in	mm	in	mm	in	mm	lbs	kg	ft3	m3
PR2008-01/18/01	4U	7.00	177.8	18	457	19	483	1.81	46	22	559	22.4	568	11.3	286	29	13	3.2	0.09
PR2012-01/18/01	6U	10.50	266.7	18	457	19	483	1.81	46	22	559	22.4	568	14.8	375	33	15	4.2	0.12
PR2015-01/18/01	8U	14.00	355.6	18	457	19	483	1.81	46	22	559	22.4	568	18.3	464	36	16	5.2	0.15
PR2018-01/18/01	10U	17.5	444.5	18	457	19	483	1.81	46	22	559	22.4	568	22.3	566	39	17.7	6.4	0.17
PR2026-01/18/01	14U	24.50	622.3	18	457	19	483	1.81	46	22	559	22.4	568	28.0	711	45	20.4	8.0	0.23

1 - Lid Outside Dimension (O.D.) = Lid I.D. plus 0.2" (0,5cm) per lid
 2 - Length includes stacking ribs
 3 - Height excludes 0.5" (1,3cm) stacking ribs

The variance in rack length based on non shock mounted frame – "17" rack frame is only obtained by purchasing extra rack frame for the rear of the case, 17" rack length may vary – this is not a shock mounted rack"

PELLI-HARDIGG SPECIFICATIONS MIN MAC RACK | CLASSIC-V | SUPER-V

CLASSIC-V	RACK HEIGHT U SIZE			RACK LENGTH		RACK WIDTH		LID I.D. FRONT/BACK ¹		LENGTH O.D. ²		WIDTH O.D.		HEIGHT O.D. ³		WEIGHT		SHIPPING CUBE	
	U	in	mm	in	mm	in	mm	in	mm	in	mm	in	mm	in	mm	lbs	kg	ft3	m3
CLASSIC-V-3U	3U	5.25	133	33	838	19	483	2.5 / 5.25	45.8	1163	27.0	686	12.3	311	51.0	23.1	8.8	0.25	
CLASSIC-V-4U	4U	7.00	178	33	838	19	483	2.5 / 5.25	45.8	1163	27.0	686	14.6	371	54.0	24.5	10.5	0.30	
CLASSIC-V-5U	5U	8.75	222	33	838	19	483	2.5 / 5.25	45.8	1163	27.0	686	16.6	422	56.0	25.4	11.9	0.37	
CLASSIC-V-7U	7U	12.25	311	33	838	19	483	2.5 / 5.25	45.8	1163	27.0	686	20.6	524	65.0	29.5	14.7	0.42	
CLASSIC-V-9U	9U	15.75	400	33	838	19	483	2.5 / 5.25	45.8	1163	27.0	686	24.3	616	72.0	32.7	17.4	0.49	

SUPER-V	RACK HEIGHT U SIZE			RACK LENGTH		RACK WIDTH		LID I.D. FRONT/BACK ¹		LENGTH O.D. ²		WIDTH O.D.		HEIGHT O.D. ³		WEIGHT		SHIPPING CUBE	
	U	in	mm	in	mm	in	mm	in	mm	in	mm	in	mm	in	mm	lbs	kg	ft3	m3
SUPER-V-3U	3U	5.25	133	24	610	19	483	2.2 / 5.2	38.5	978	28.3	603	11.4	289	50	22.7	6.0	0.17	
SUPER-V-4U	4U	7.00	178	24	610	19	483	2.2 / 5.2	38.5	978	28.3	603	13.1	333	53	24.0	6.9	0.20	
SUPER-V-5U	5U	8.75	222	24	610	19	483	2.2 / 5.2	38.5	978	28.3	603	14.9	378	55	24.9	7.9	0.22	
SUPER-V-7U	7U	12.25	311	24	610	19	483	2.2 / 5.2	38.5	978	28.3	603	18.4	467	60	27.2	9.7	0.28	
SUPER-V-9U	9U	15.75	400	24	610	19	483	2.2 / 5.2	38.5	978	28.3	603	21.9	556	64	29.0	11.6	0.33	
SUPER-V-11U	11U	19.25	489	24	610	19	483	2.2 / 5.2	38.5	978	28.3	603	25.4	644	69	31.3	13.4	0.38	
SUPER-V-14U	14U	24.50	622	24	610	19	483	2.2 / 5.2	38.5	978	28.3	603	30.6	778	74	33.6	16.2	0.46	

1 Lid Outside Dimensions (O.D.) = Lid I.D. plus 31,8 mm (1,25") per lid
 2 Length Includes Stacking Ribs
 3 Height Excludes 1" Stacking Ribs (11,2 mm (.44") on Super-V)
 Width of all cases includes attached standard handles